




15 Harnorlen Road

Peverell, Plymouth, PL2 3NU

Guide Price £230,000



GUIDE PRICE £230,000 - £240,000. Terraced house, thought to have been built in the 1930s which has undergone a comprehensive refurbishment. Now providing a most well-presented & comfortably appointed home. Benefits of uPVC double-glazing, new pipe work & new cast iron, contemporary style radiators. A functional, re-modelled layout comprises a porch, hall, generous sized front-set lounge with a wide archway into the good sized dining room, incorporating storage to either side of the chimney breast. A wide archway into the newly fitted, integrated kitchen. At first floor level, a landing giving access to 3 bedrooms, 2 being large doubles & a well appointed new fitted bathroom/wc. Low maintenance front garden, all garden furniture is included in the sale & a southerly facing, low-maintenance & enclosed back garden. Incorporating a decked patio, ideal for alfresco entertaining. A gate to the rear service pathway. Residential area, towards the end of a short cul-de-sac, part of Peverell & a variety of local services & amenities near-by.



GUIDE PRICE £230,000 - £240,000

HARNORLEN ROAD, PEVERELL, PLYMOUTH, PL2 3NU

ACCOMMODATION

Ground floor, uPVC double-glazed front door, opens into porch.

PORCH 3'2 x 2'11 (0.97m x 0.89m)

Part-glazed internal door into the hallway.

HALL

Staircase that rises to the first floor, under-stairs storage cupboard.

LOUNGE 13'7 x 12'1 maximum (4.14m x 3.68m maximum)

uPVC double-glazed bay window to the front. Feature fireplace, wide archway into the dining room.

DINING ROOM 13'7 x 9'9 (4.14m x 2.97m)

uPVC double-glazed window to the rear. Low level built-in storage cupboards to either side of the chimney breast. Wide archway openly connecting to the kitchen.

KITCHEN 11' x 6'9 (3.35m x 2.06m)

uPVC double-glazed window to the side & part uPVC double-glazed door to the back garden. Newly fitted & integrated kitchen with a good range of cupboard & drawer storage. Quality integrated appliances including washing machine, dishwasher, 4 ring ceramic, touch-control hob with extractor hood over. Single oven with a microwave above. 50/50 fridge/freezer.

FIRST FLOOR

LANDING

BEDROOM ONE 15'5 x 10'10 maximum (4.70m x 3.30m maximum)

uPVC double-glazed bay window to the front.

BEDROOM TWO 12'3 x 9'5 (3.73m x 2.87m)

uPVC double-glazed window to the rear. Storage cupboard.

BEDROOM THREE 9'7 x 5'3 (2.92m x 1.60m)

uPVC double-glazed window to the front.

BATHROOM 6'9 x 5'3 (2.06m x 1.60m)

Newly fitted with white suite, comprising a bath with mixer tap & thermostatic shower over. Hand-held mixer & over-head douche spray. Shower screen. Close coupled wc. Cupboard housing the Ideal Classic gas-fired boiler which services the central heating & domestic hot water. Vanity basin with mixer tap.

EXTERNALLY

Small front garden laid-to-stone chippings. To the rear, a southerly facing garden. Private & enclosed with wall & fence boundaries. A decked seating terrace, ideal for alfresco entertaining. All garden furniture is included in the sale. Stone-chipping covered areas & pedestrian gate to rear service pathway.

COUNCIL TAX

Plymouth City Council

Council Tax Band: B

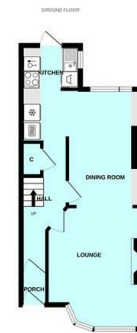
SERVICES

The property is connected to all the mains services: gas, electricity, water and drainage.

Area Map

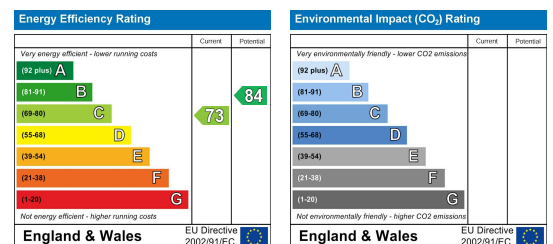


Floor Plans



Made with Mergin ©2026

Energy Efficiency Graph



These particulars, whilst believed to be accurate are set out as a general outline only for guidance and do not constitute any part of an offer or contract. Intending purchasers should not rely on them as statements of representation of fact, but must satisfy themselves by inspection or otherwise as to their accuracy. No person in this firm's employment has the authority to make or give any representation or warranty in respect of the property.